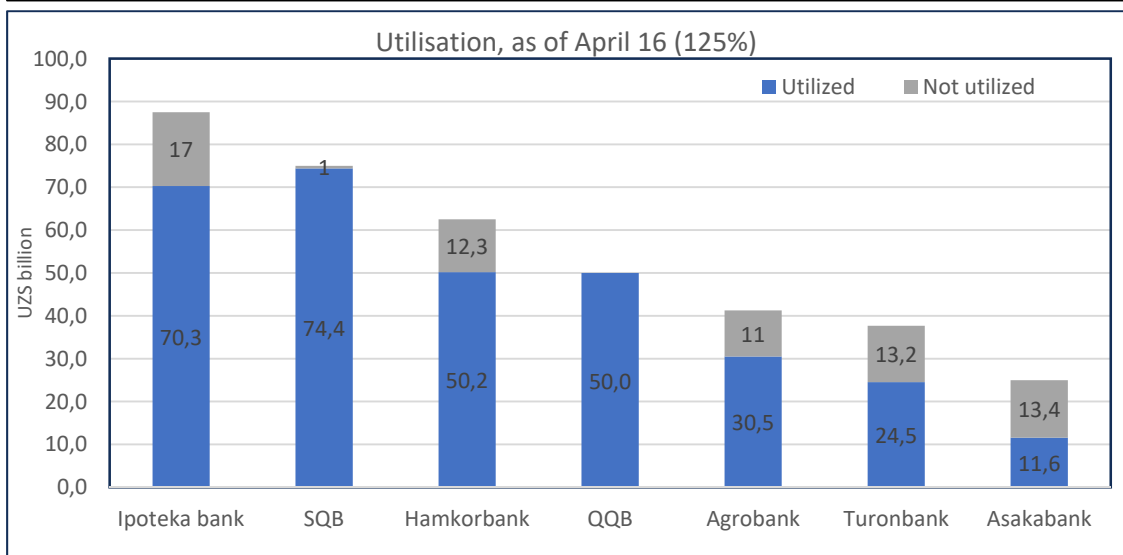
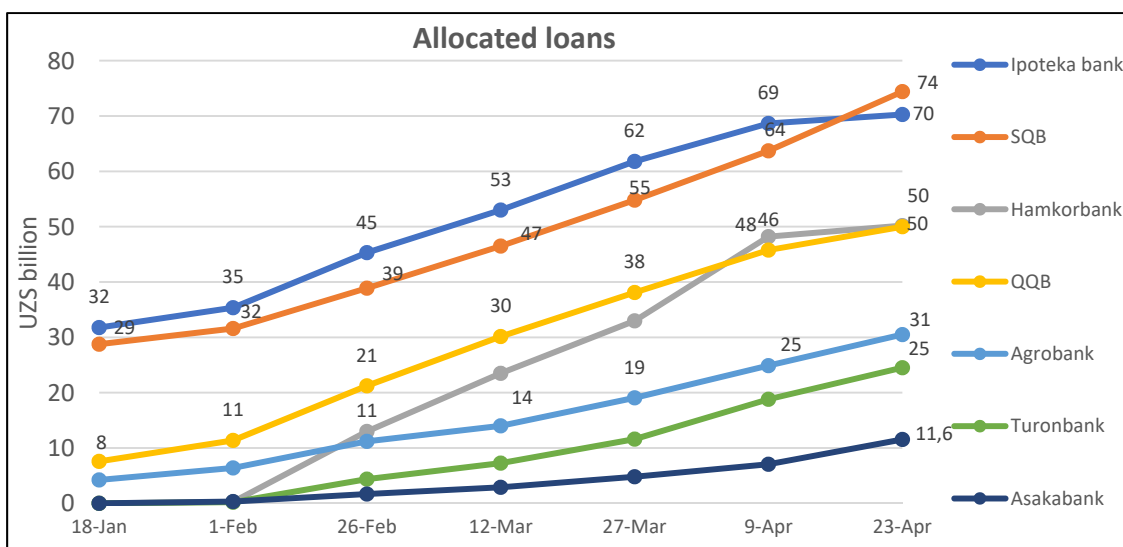




# The latest information on generated loans UzMRC criteria

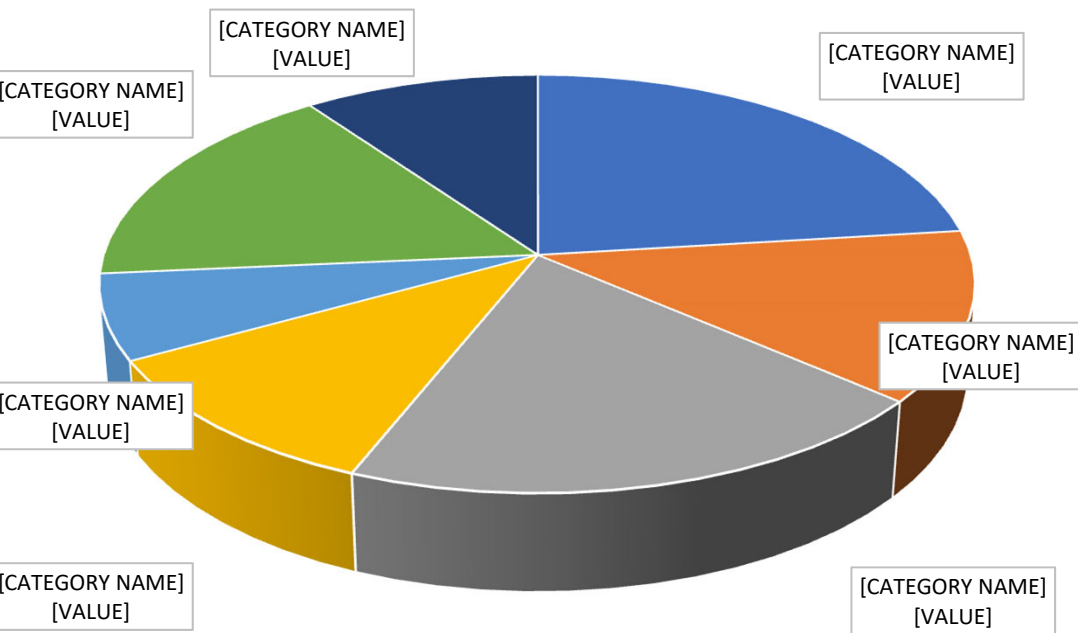
Bank name	Loans to the bank (UZS billion)	Resource allocation date	Indicators	9-Apr	23-Apr
Ipoteka bank	70.00	29-Oct	Amount (UZS billion)	69	70
			Quantity	420	429
			Utilisation	98%	100%
SQB	60.00	6-Nov	Amount (UZS billion)	64	74
			Quantity	346	411
			Utilisation	106%	124%
Hamkorbank	50.00	24-Dec	Amount (UZS billion)	48	50.2
			Quantity	294	308
			Utilisation	96%	100%
QQB	40.00	30-Oct	Amount (UZS billion)	46	50.0
			Quantity	260	282
			Utilisation	114%	125%
Agrobank	33.00	12-Nov	Amount (UZS billion)	25	31
			Quantity	145	183
			Utilisation	75%	92%
Turonbank	30.14	30-Dec	Amount (UZS billion)	19	24.5
			Quantity	91	117
			Utilisation	62%	81%
Asakabank	20.00	15-Dec	Amount (UZS billion)	7.1	11.6
			Quantity	39	62
			Utilisation	35%	58%
<b>Total:</b>	<b>303.00</b>		<b>Total amount (UZS billion)</b>	<b>277.1</b>	<b>311.5</b>
			<b>Total quantity</b>	<b>1595</b>	<b>1792</b>
			<b>Total utilisation</b>	<b>91%</b>	<b>103%</b>



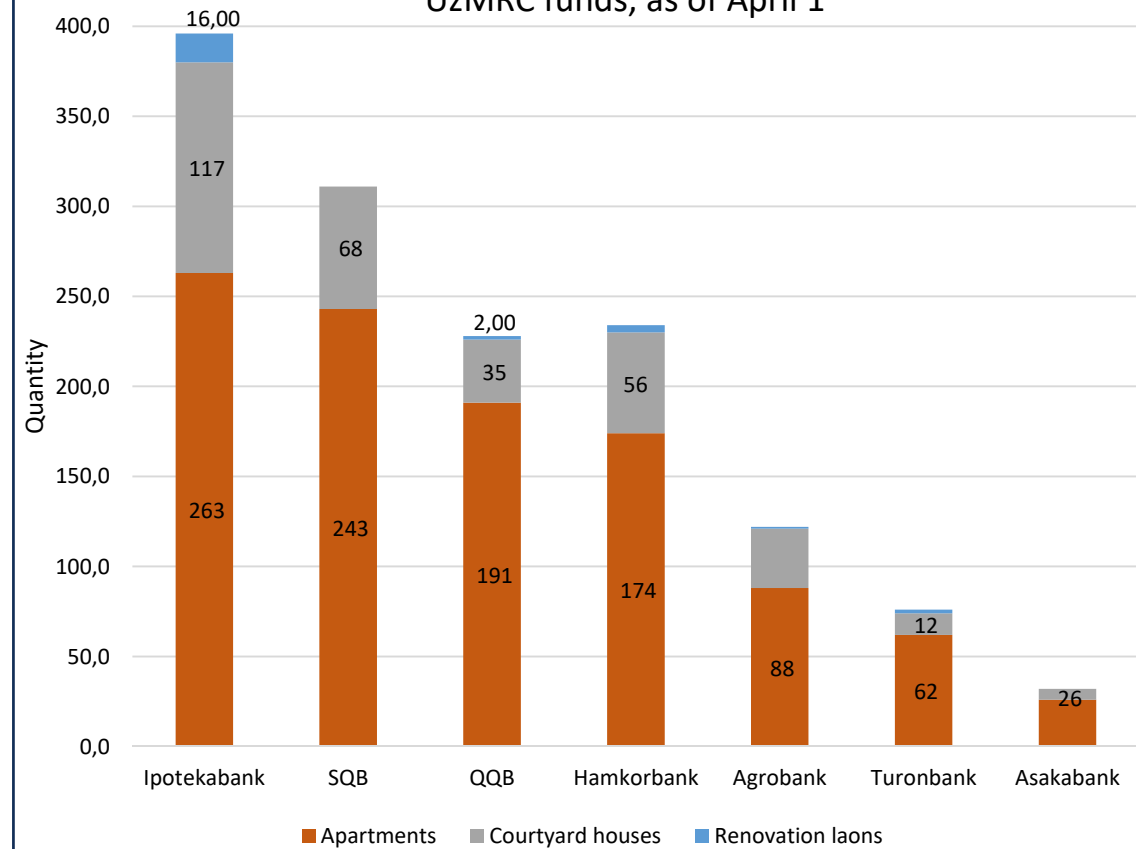


# UzMRC Resource allocation

### Loans generated to banks (UZS billion)

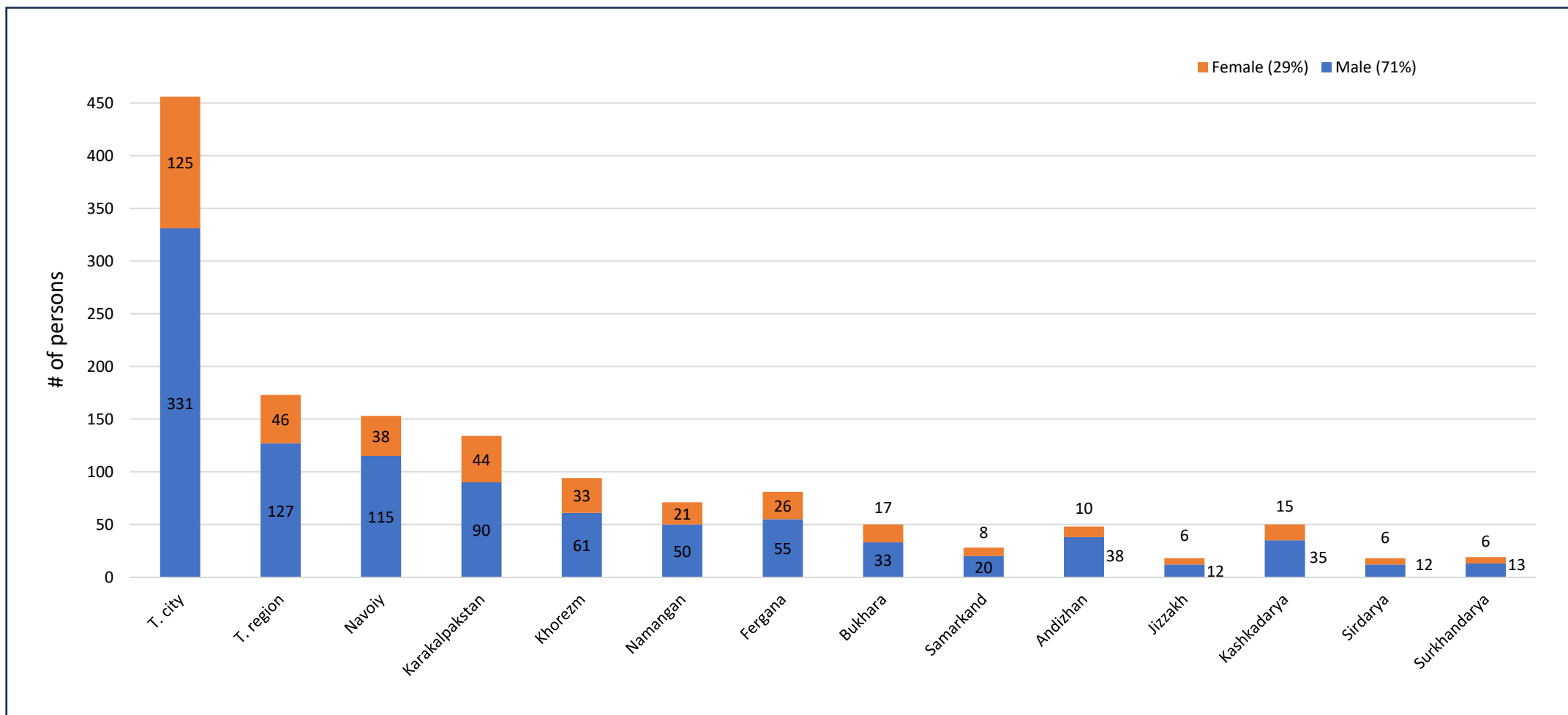


### The number of apartments/houses purchased under UzMRC funds, as of April 1



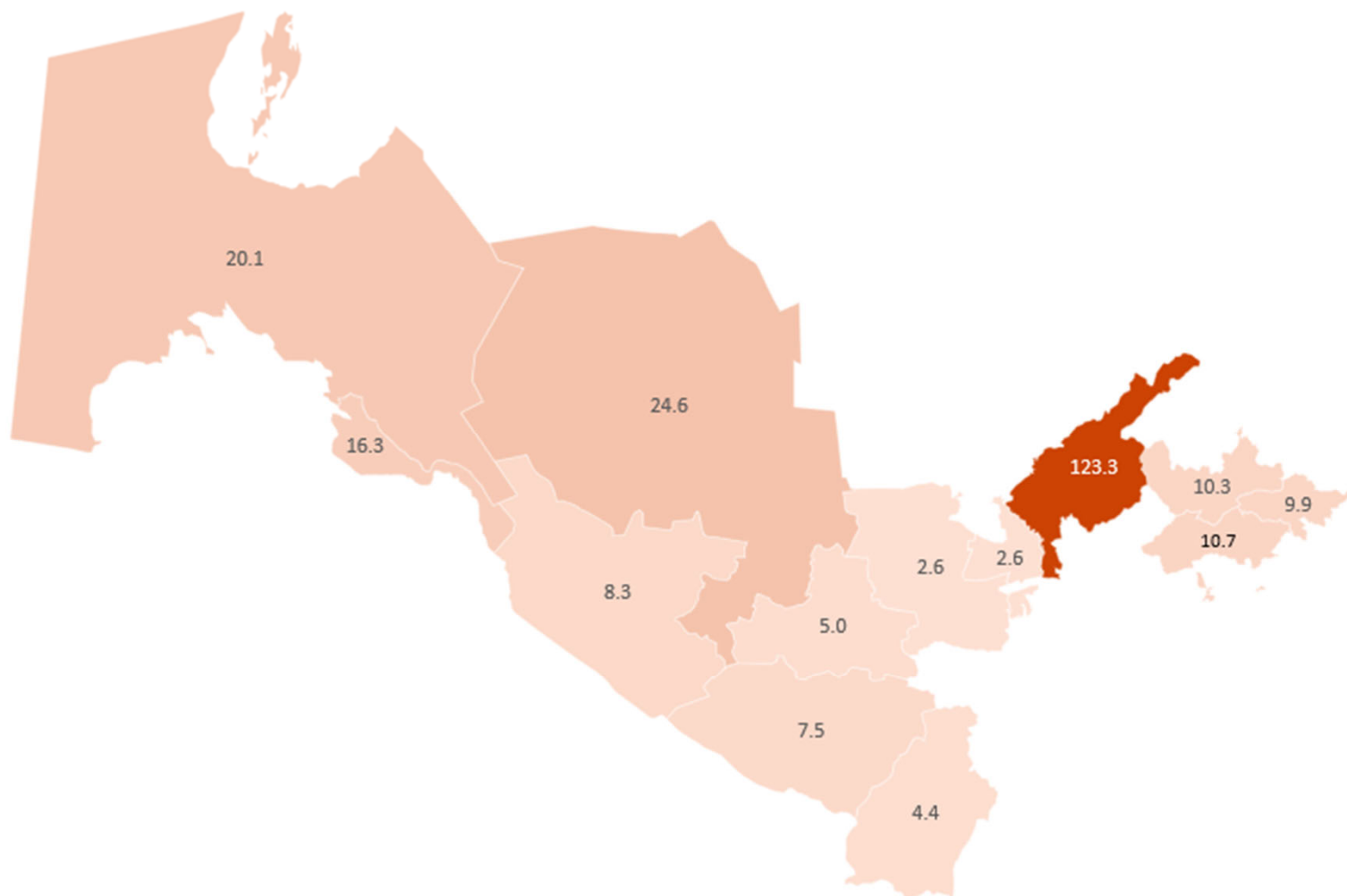


## Loans by regions, as of April 1.





# Loan amount by regions, (UZS billion)





# Comparison table

Bank	Loans to the bank (UZS billion)	Date of allocation	Indicators	1 <sup>st</sup> January	1 <sup>st</sup> April
Ipoteka bank	70.0	29-Oct	<b>Amount (UZS billion)</b>	<b>28.6</b>	<b>65.4</b>
			Quantity	168.0	396.0
			%	41%	93%
SQB	60.0	6-Nov	<b>Amount (UZS billion)</b>	<b>24.7</b>	<b>58.0</b>
			Quantity	123.0	311.0
			%	41%	97%
Hamkorbank	50.0	24-Dec	<b>Amount (UZS billion)</b>	<b>0.0</b>	<b>39.7</b>
			Quantity	0.0	234.0
			%	0%	79%
QQB	40.0	30-Oct	<b>Amount (UZS billion)</b>	<b>5.9</b>	<b>40.5</b>
			Quantity	33.0	228.0
			%	15%	101%
Agrobank	33.0	12-Nov	<b>Amount (UZS billion)</b>	<b>2.9</b>	<b>21.6</b>
			Quantity	11.0	122.0
			%	9%	65%
Turonbank	30.1	30-Dec	<b>Amount (UZS billion)</b>	<b>0.0</b>	<b>15.2</b>
			Quantity	0.0	74.0
			%	0%	50%
Asakabank	20.0	15-Dec	<b>Amount (UZS billion)</b>	<b>0.0</b>	<b>5.8</b>
			Quantity	0.0	32.0
			%	0%	29%
<b>Total:</b>			<b>303.1</b>		
<b>Total amount (UZS billion)</b>				<b>62.08</b>	<b>246.2</b>
Total quantity				335	1397
Total utilization (%)				<b>20%</b>	<b>81%</b>

